

Accuphase

STEREO PHONO AMPLIFIER

C-57

- MC head amplifier with ANCC
- Low-noise fully balanced configuration
- One dedicated balanced MC phono input and three sets of regular phono inputs
- Separate settings memory for each input position
- Balanced and line level output connectors
- Polarity selector for balanced output
- Monaural construction layout
- Low-noise regulated power supply circuitry unaffected by load fluctuations
- High-accuracy phono equalizer with RIAA deviation of only ± 0.3 dB
- Load impedance settings for seven MC and three MM phono cartridge types
- 7-segment load impedance LED display
- Gain selector for low-output phono cartridges
- Built-in subsonic filter





Fully balanced configuration for an ideal phono equalizer amplifier

The C-57's configuration provides a fully balanced phono equalizer from input to output. The combination of a high precision equalizer amplifier and a dedicated MC/MM head amplifier fully optimized for the cartridge characteristics creates a highly accurate phono equalizer. As a first, the MC head amplifier uses ANCC to further improve noise performance. Dedicated MC phono balanced inputs allow for balanced connections with record players. The C-57 combines only the best technological advances to extract the full potential of analog discs.

Innovation - At the leading edge of technology

■ ANCC significantly reduces distortion and noise (Accuphase Noise and distortion Cancelling Circuit)

ANCC uses a secondary amplifier to cancel out distortion and noise from the main amplifier. Complementing the main amplifier, the MC head amplifier is equipped with ANCC to cancel out noise and distortion within the constituent components. The secondary amplifier's balanced low-noise amplifier further heightens performance.

■ Monaural construction

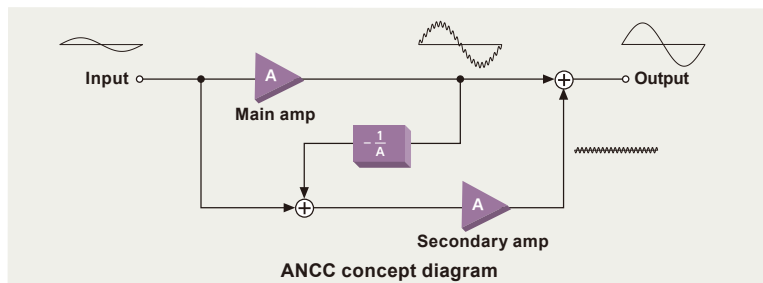
Not only the head amp and equalizer amp, but also the toroidal transformer, smoothing aluminum electrolytic capacitors, and regulated power supply circuitry are all separated, preventing interference between channels. This monaural construction enhances channel separation.

■ Extremely low noise and highly accurate equalizer characteristics

The amplification circuitry features a two-stage design with a low-noise MC/MM head amplifier and a high-precision equalizer amplifier. By designing the low-noise head amp for high gain (MC: 50 dB, MM: 20 dB), the influence of any noise components in the subsequent equalizer amplifier is kept to a minimum, resulting in excellent low-noise performance combined with extremely accurate equalization characteristics.

■ Fully balanced configuration

The C-57 employs a fully balanced configuration which reliably shuts out external noise. A fully balanced configuration is achieved by subjecting the output signal from the cartridge to balanced amplification (amplifying only the difference between two signal inputs) in both the head amplifier and equalizer amplifier.



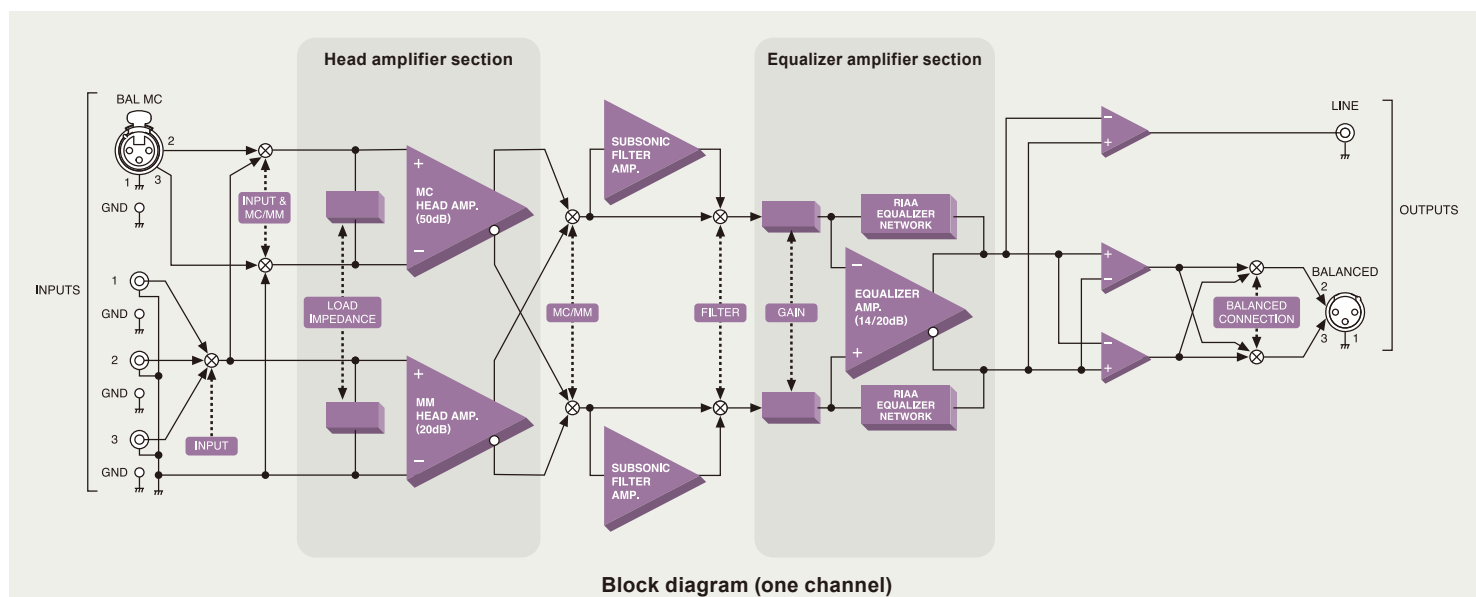

Sound quality - Simply aiming for the best

■ Newly developed low-noise regulated power supply circuitry unaffected by load fluctuations

In a phono equalizer amplifier that handles extremely weak signals, the quality of the power supply plays a critical role. The smoothing circuitry employs four 25 V/15,000 μ F high-capacitance filter capacitors per channel, specially selected for their sonic properties. It also includes a dedicated low-noise power supply for the ANCC.

■ Dedicated balanced MC phono input

A dedicated balanced MC phono input enables connections with analog players via a balanced phono cable.



Advanced features


- MC head amplifier with ANCC
- Low-noise fully balanced configuration
- Separate settings memory for each input position
- Balanced and line level output connectors
- Balanced output polarity selector
- Low-noise regulated power supply circuitry unaffected by load fluctuations
- High-accuracy phono equalizer with RIAA deviation of only ± 0.3 dB
- Disc equalizer assembly using glass fiber cloth fluorocarbon resin PCB with low dielectric constant and low losses
- MC/MM selector①
- Gain selector for low-output phono cartridges②
- Subsonic filter ON/OFF selector③
- Load impedance settings for seven MC and three MM phono cartridge types with new 60 ohm setting④
MC: 10/30/60/100/200/300/1k ohms
MM: 1/47/100 kilohms
- One dedicated balanced MC phono input and three sets of regular phono inputs⑤
- High-capacitance 25 V/15,000 μ F filter capacitors⑥
- Separate high-efficiency toroidal power transformers for left and right channels⑦
- Aluminum top plate with hairline finish⑧
- Elegant side panels with natural wood grain finish⑨
- Monaural construction layout to prevent interference between channels⑩
- High-carbon cast iron insulators for superior vibration damping⑪
- High quality, high performance audio cable ASL-10B⑫



① MC/MM selector ② GAIN selector ③ Subsonic filter button ④ Load impedance selector ⑤ Input selector




⑥ Filtering capacitors ⑦ Toroidal power transformer ⑧ Top plate ⑨ Side panel



⑩ Monaural construction layout



⑪ High-carbon cast iron insulators

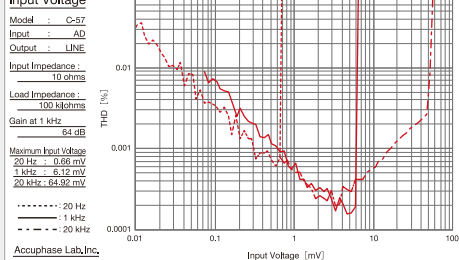


⑫ Audio cable ASL-10B

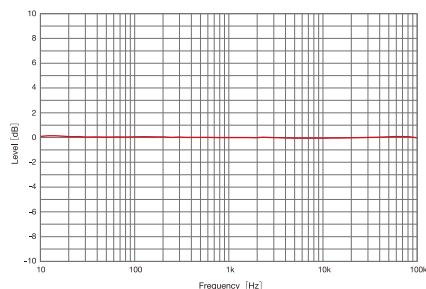


Performance Graphs

THD vs Input Voltage

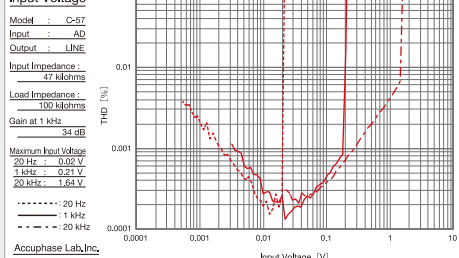


Input voltage vs. THD characteristics (MC input)

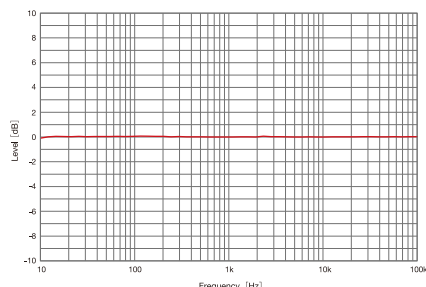


RIAA deviation (MC input)

THD vs Input Voltage

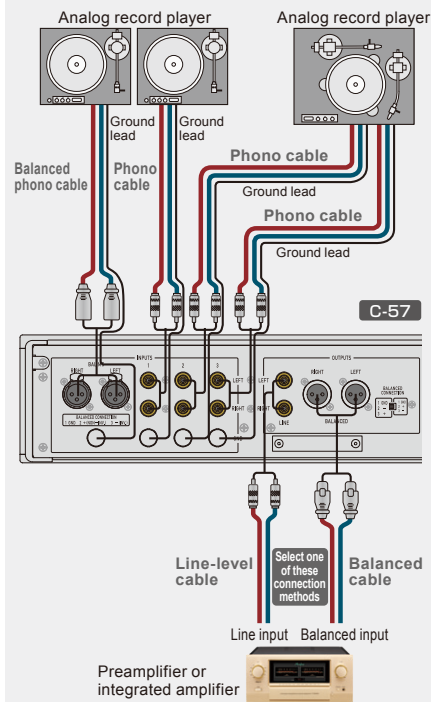


Input voltage vs. THD characteristics (MM input)

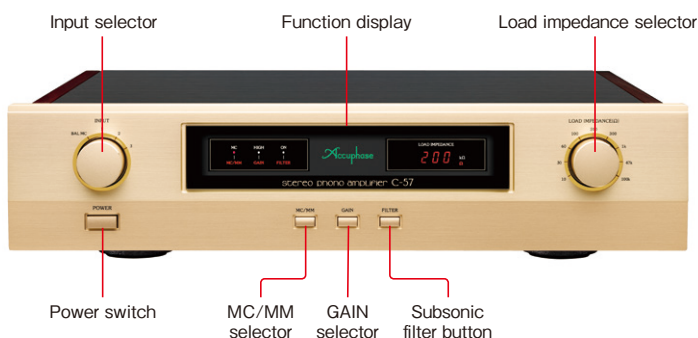


RIAA deviation (MM input)

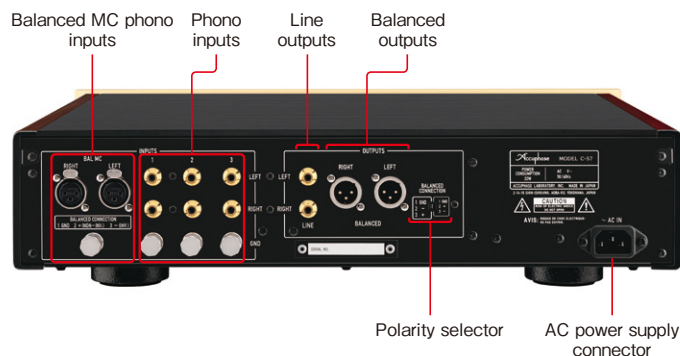
Connection Example



Front Panel



Rear Panel



C-57 Guaranteed Specifications

RIAA Deviation	MC	10 – 20,000 Hz	±0.3 dB
	MM	10 – 20,000 Hz	±0.3 dB
Total Harmonic Distortion (1 kHz, at rated output)	0.005 %		
Gain	GAIN selector OFF (Normal)	MC	64 dB
		MM	34 dB
	GAIN selector HIGH	MC	70 dB
		MM	40 dB
Input Sensitivity (1 kHz, at rated output)	MC	64 dB	1.26 mV
		70 dB	0.63 mV
	MM	34 dB	40 mV
		40 dB	20 mV
Maximum Input Voltage (1 kHz, 0.005% THD)	MC	64 dB	5.7 mV
		70 dB	2.9 mV
	MM	34 dB	180 mV
		40 dB	90 mV
Maximum Output Level (0.01% THD, 20 – 20,000 Hz)	BALANCED/ LINE OUTPUT	8.0 V	

Input Impedance	MC	10 ohms, 30 ohms, 60 ohms, 100 ohms, 200 ohms, 300 ohms, 1 kilohm	
	MM	1 kilohm, 47 kilohms, 100 kilohms	
Rated Output Voltage, Output Impedance	BALANCED OUTPUT	2 V 50 ohms	
	LINE OUTPUT	2 V 50 ohms	
S/N Ratio, Input-converted Noise	Input: GAIN	Input shorted (A weighting)	
		S/N ratio at rated output	Input-converted noise
	MC: 64 dB	98 dB	−156 dBV
	MC: 70 dB	92 dB	−156 dBV
	MM: 34 dB	108 dB	−136 dBV
	MM: 40 dB	102 dB	−136 dBV
Minimum Load Impedance	BALANCED/LINE OUTPUT	10 kilohms	
Crosstalk (10 kHz)	−90 dB or less		
Residual Noise (A weighted, with input shorted)	GAIN selector OFF (Normal)	MC	25.2 μV or less
		MM	7.9 μV or less
	GAIN selector HIGH	MC	50.4 μV or less
		MM	15.8 μV or less
Subsonic Filter	−12 dB/octave, 10 Hz		
Power Requirements	120 V, 220 V, 230 V AC (voltage as indicated on rear panel), 50/60 Hz		
Power Consumption	22 W		
Maximum Dimensions	Width 465 mm (18.31") × Height 114 mm (4.49") × Depth 407 mm (16.02")		
Mass	Net	14.8 kg (32.6 lbs)	
	In shipping carton	21 kg (47 lbs)	

● Measurement methods for Guaranteed Specifications adhere to JEITA CP-1301A and IEC 60268-3.

Remarks

- ★ This product is available in versions for 120/220/230 V AC. Make sure that the voltage shown on the rear panel matches the AC line voltage in your area.
- ★ The 230 V version has an Eco Mode that switches power off after 120 minutes of inactivity.
- ★ The shape of the plug of the supplied AC power cord depends on the voltage rating and destination country.



● The specifications and appearance of this product are subject to change without notice.
<https://www.accuphase.com/>

ACCUPHASE LABORATORY, INC.
D2503Y 850-2245-00 (B1) PRINTED IN JAPAN